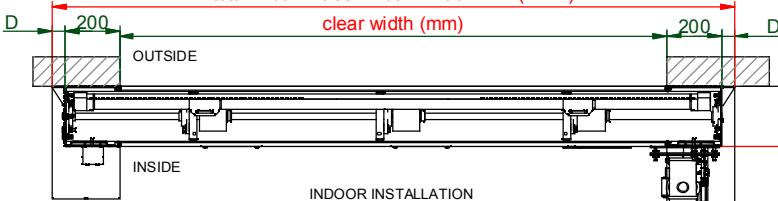


total width = clear width + 400mm + (2 x D)

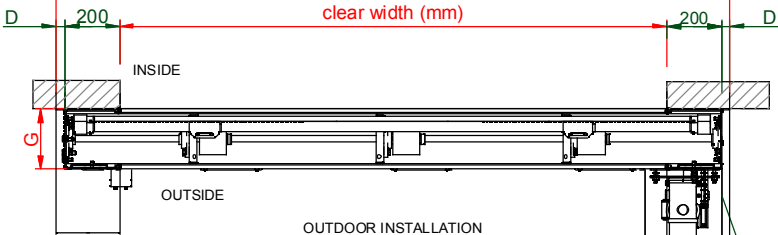
clear width (mm)



INDOOR INSTALLATION

total width = clear width + 400mm + (2 x D)

clear width (mm)



OUTDOOR INSTALLATION

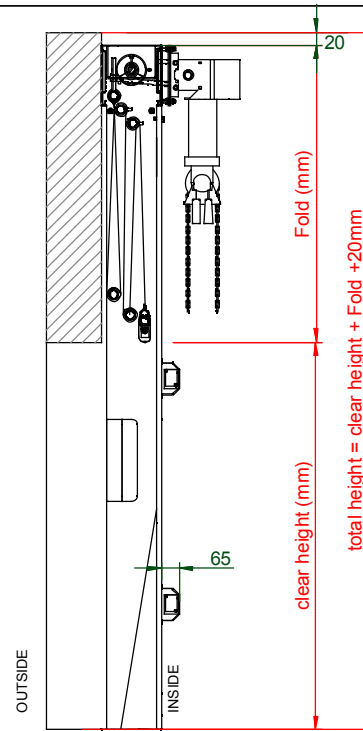
motor cover required for outdoor fit

D

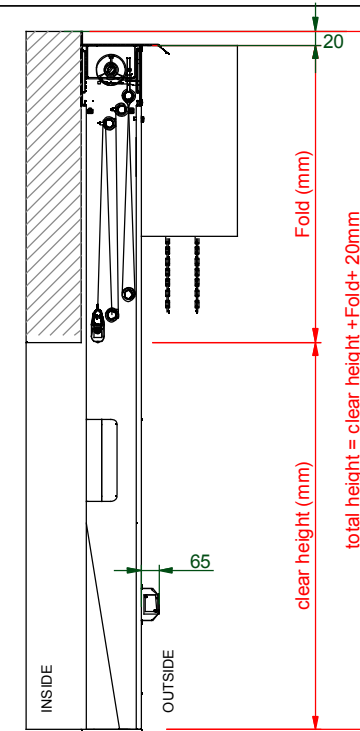
for doors up to 25m² D=46
for doors over 25m² D=100

G

Leg Depth TBC



INDOOR INSTALLATION



OUTDOOR INSTALLATION

OSA
DOOR PARTS

Tel : 01928 703580
Fax : 01928 759984

E-mail: sales@osadoorparts.co.uk
Registered in England and Wales No 04267836

Instant Pass Basic With Front Motor

Customer	TBC
Date	TBC
Order Number	TBC
Customer Reference	TBC
Drawing Number	TBC
Revisions	TBC
Clear Dimensions	W x H (mm)
Mounting	Inside / Outside / Between Walls
Structure	Galvanised / Painted / Laquered
Colour (RAL)	TBC
Electrical Supply / Handing	3 Phase / 1 Phase (LH or RH)
Manual Override	Hand Crank / Chain
Safety	Photocell & Safety Edge / Light Barrier
Control Box Position	Installed On Leg / Loose
Activation	TBC
Windows	TBC